

LGK100-12N 12Volt 100Ah

Specifications

Nominal Voltage(V) 12V

Nominal Capacity

20 hour rate	(5A	to	10.50V)	100Ah
5 hour rate	(17A	to	10.20V)	85Ah
1 hour rate	(55A	to	9.60V)	55Ah
1 C	(100A	to	9.60V)	53.3Ah

Weight Approx. 34kg(74.8Lbs.)

Internal Resistance (at 1KHz) Approx. 3 mΩ

Maximum Discharge Current for

5 seconds: 1200A

Charging Methods at 25 (77)

Cycle use:

Charging Voltage 13.8 to 14.4V

Coefficient -5.0mV/ /cell

Maximum Charging Current : 30A

Standby use:

Float Charging Voltage 13.5 to 13.8V

Coefficient -3.0mV/ /cell

Operating Temperature Range

Charge -15 (5) to 40 (104)

Discharge -15 (5) to 50 (122)

Storage -15 (5) to 40 (104)

Charge Retention (shelf life) at 20 (68)

1 month 98%

3 month 94%

6 month 85%

Case Material ABS UL94 HB

Option: Flammability resistance of (UL94 V-0)

Terminal F8

Description of torque value of hard ware for the terminals:

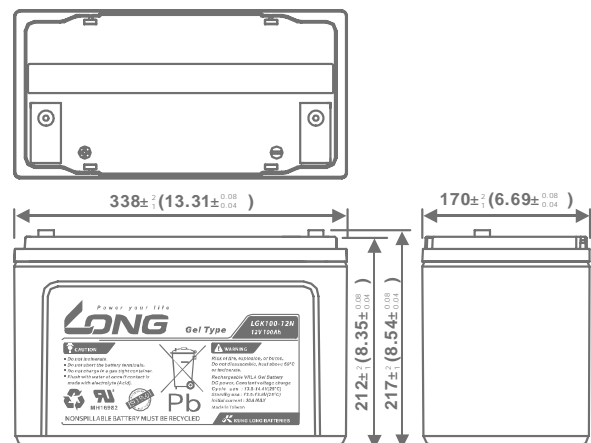
Recommended torque value M6: 7 N-m (71kgf-cm)

Maximum allowable torque value M6: 9 N-m (92kgf-cm)

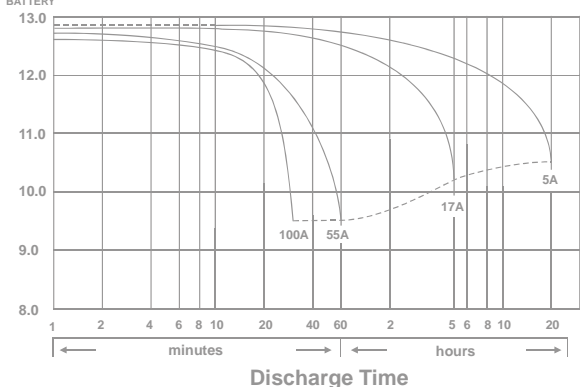


Dimensions

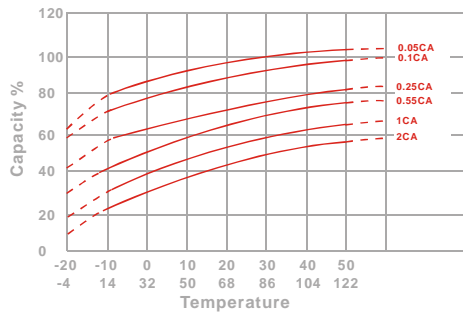
mm(inch)



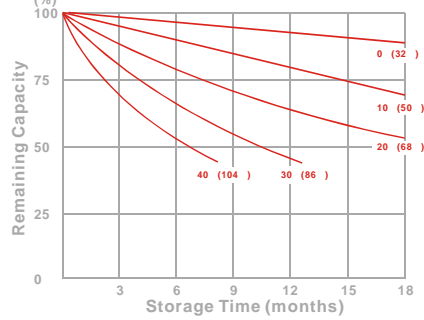
(v) FOR 12V BATTERY Discharge Time VS. Discharge Current (25)



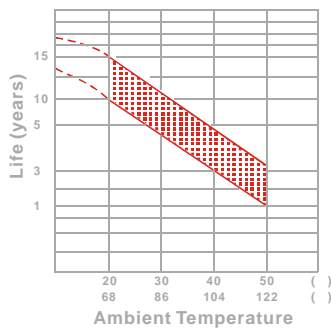
Effect of Temperature on Capacity 25 (77)



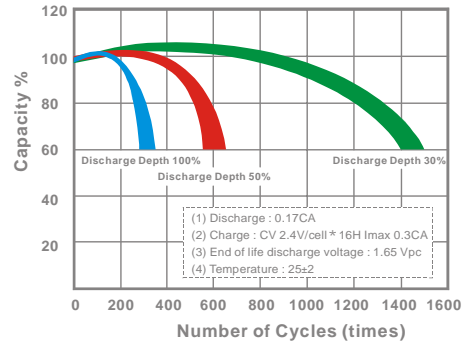
Capacity Retention Characteristic



Trickle (or float) Service Life



Cycle Service Life



- PERFORMANCE DATA

Discharge Rates in Watts to Various End Voltages at 25 (77)

End Voltage		1.85V	1.80V	1.75V	1.70V	1.67V	1.65V	1.60V
Time								
5	min	460	508	541	573	587	603	632
10	min	310	339	363	385	245	406	426
15	min	244	266	283	299	306	314	328
30	min	144	153	162	169	172	176	183
60	min	108	112	115	117	118	120	121
120	min	58.6	61.5	63.9	65.3	66.2	67.3	68.7
180	min	45.4	47.7	49.8	50.1	50.8	51.8	52.9
240	min	32.9	34.9	36.7	38.6	39.2	40.0	40.9
300	min	30.6	32.0	33.3	34.2	34.5	35.0	35.6
600	min	18.2	19.3	20.1	20.9	21.2	21.5	21.9
1200	min	10.0	10.4	10.6	10.8	10.9	11.0	11.1

- Discharge Rates in Amperes to Various End Voltages at 25 (77)

End Voltage		1.85V	1.80V	1.75V	1.70V	1.67V	1.65V	1.60V
Time								
5	min	188	247	281	309	318	329	344
10	min	141	167	186	202	209	217	230
15	min	104	129	146	158	163	168	176
30	min	78.1	88.7	95.2	100	101	103	105
60	min	40.2	47.8	53.1	56.9	57.8	59.1	60.9
120	min	22.4	26.2	29.2	32.1	32.8	33.7	34.8
180	min	19.3	21.5	23.2	24.6	25.0	25.6	26.3
240	min	15.4	17.1	18.3	19.2	19.4	19.8	20.3
300	min	14.5	15.7	16.5	17.0	17.2	17.4	17.7
600	min	9.60	9.88	10.1	10.3	10.4	10.5	10.7
1200	min	4.83	4.99	5.15	5.26	5.31	5.37	5.44

All data on the spec. sheet is an average value:

The tolerance range : X<6min(+15%~-15%), 6min X<10min(+12%~-12%), 10min X < 60min(+8%~-8%), X 60min(+5%~-5%)